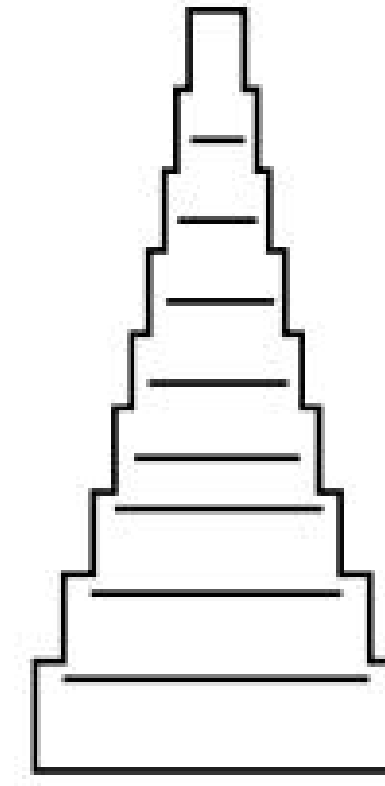


Economy Pipe Sleeve



SB-3
5/8" - 3 1/2"

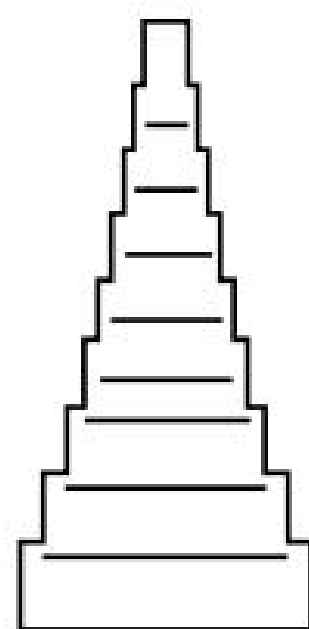
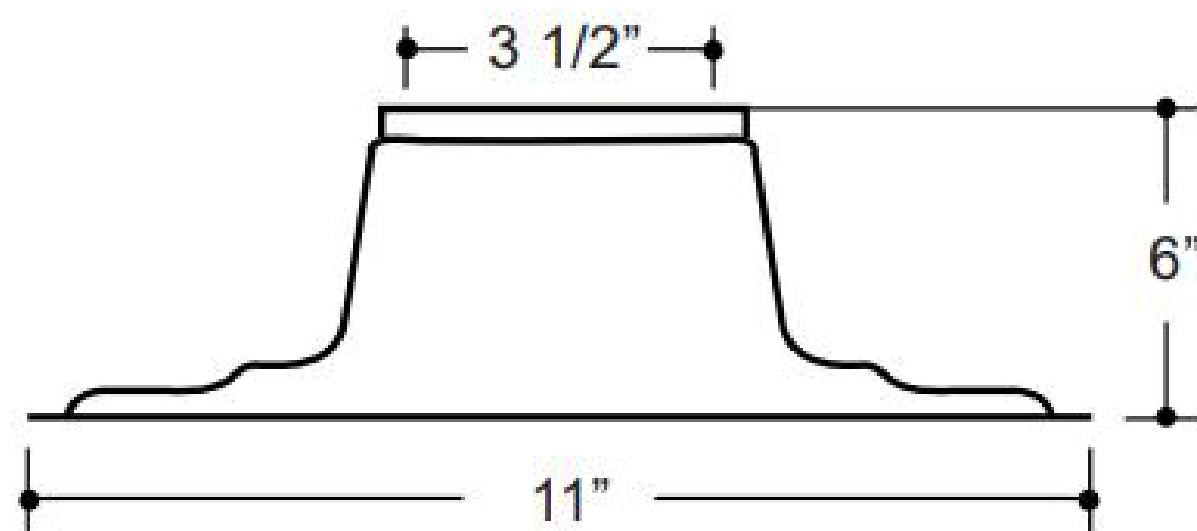
Standard Product Features

- ✓ One Piece Aluminum Construction
- ✓ Large Base Flange
- ✓ Integrated Step PVC Pipe Sleeve
- ✓ Adjustable Stainless Steel Worm Clamps

Optional Product Features

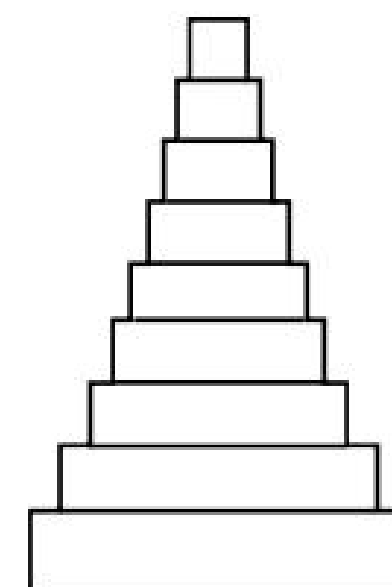
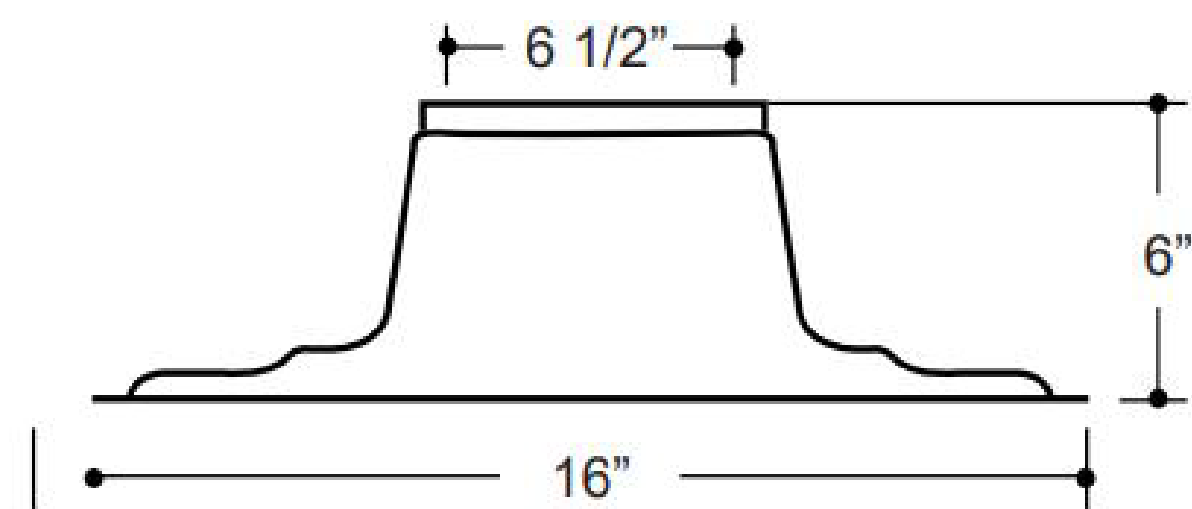
- ✓ Aluminum or Stainless Steel Construction
- ✓ 10-16 GA. Material Construction
- ✓ Custom Heights (H)
- ✓ Pitched Roof Styles
- ✓ Burglar Bars
- ✓ Damper Shelf
- ✓ Custom Pipe Portal Caps
- ✓ Solid or Perforated Interior Wall

MODEL: EPS-3

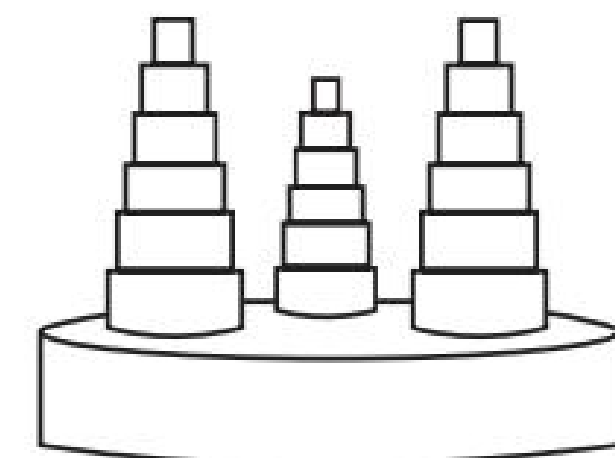


SB-3
5/8" - 3 1/2"

MODEL: EPS-6



SB-6
2 7/8" - 6 1/2"



Style SBC-6
6 1/2" Stepped Tri Boot

- 1 - Large = 2 3/8" - 5/8"
- 2 - Small = 2" - 3/8"